



US00D858696S

(12) **United States Design Patent**
Crenshaw

(10) **Patent No.:** **US D858,696 S**

(45) **Date of Patent:** **** Sep. 3, 2019**

(54) **DUAL NOZZLE SPRAYER**

(71) Applicant: **Kenneth D. Crenshaw**, Millington, TN
(US)

(72) Inventor: **Kenneth D. Crenshaw**, Millington, TN
(US)

(**) Term: **15 Years**

(21) Appl. No.: **29/653,102**

(22) Filed: **Jun. 12, 2018**

(51) **LOC (12) Cl.** **23-01**

(52) **U.S. Cl.**

USPC **D23/213; D23/226; D23/223**

(58) **Field of Classification Search**

USPC **D23/213, 214, 215, 223, 221, 224-230;**
D21/572

CPC **A62C 31/28; A62C 33/04; B05B 1/00;**
B05B 1/14; B05B 1/185; B05B 1/08;
B05B 1/02; B05B 1/26; B05B 12/002;
B05B 1/18; B05B 9/01

See application file for complete search history.

(56) **References Cited**

U.S. PATENT DOCUMENTS

D373,813	S *	9/1996	Guo	D23/223
D373,814	S *	9/1996	Wang	D23/223
D407,140	S *	3/1999	Heren	D23/223
6,047,861	A *	4/2000	Vidal	A61B 17/00491
					222/137
6,311,871	B1 *	11/2001	Binder	B05C 17/00516
					222/145.6
D459,786	S *	7/2002	Sweeton	D23/213
6,419,545	B1 *	7/2002	Motosko	A63H 17/00
					446/176
D463,509	S *	9/2002	Huang	D21/572
D464,707	S *	10/2002	Wang	D23/226
D470,220	S *	2/2003	Nien	D23/226
D475,435	S *	6/2003	Chen	D23/223
D499,167	S *	11/2004	Sweeton	D23/213

D501,537	S *	2/2005	Zeng	D23/226
D501,538	S *	2/2005	Zeng	D23/226
D517,645	S *	3/2006	Chang	D23/226
D522,088	S *	5/2006	Roman	D23/223
7,077,339	B2 *	7/2006	Leach	A61B 17/00491
					222/137
D532,077	S *	11/2006	Chen	D23/213
D578,603	S *	10/2008	Khaitov	D23/213
D588,231	S *	3/2009	Pellin	D23/213

(Continued)

Primary Examiner — Manpreet S Matharu

Assistant Examiner — Keith J Wilson

(74) *Attorney, Agent, or Firm* — Patterson Intellectual
Property Law, P.C.; Edward D. Lanquist, Jr.; Alex H.
Huffstutter

(57) **CLAIM**

What is claimed is the ornamental design for a dual nozzle
sprayer, as shown and described.

DESCRIPTION

FIG. 1 is a top perspective view showing the dual nozzle
sprayer of Applicant's new design.

FIG. 2 is a bottom perspective view of the dual nozzle
sprayer of FIG. 1.

FIG. 3 is a top plan view of the dual nozzle sprayer of FIG.
1.

FIG. 4 is a right side elevation view of the dual nozzle
sprayer of FIG. 1, the left side elevation view being an
identical mirror image thereto.

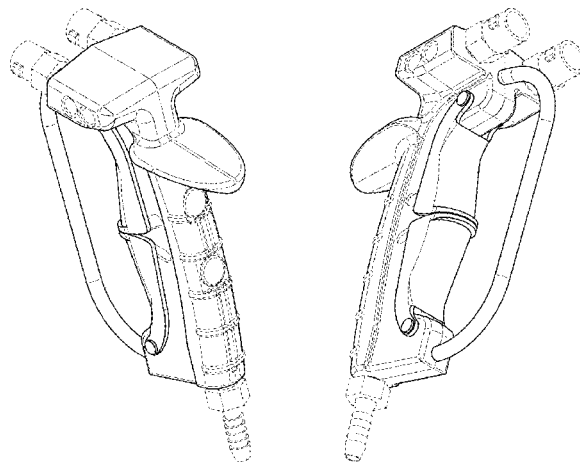
FIG. 5 is a bottom plan view of the dual nozzle sprayer of
FIG. 1.

FIG. 6 is a back elevation view of the dual nozzle sprayer of
FIG. 1; and,

FIG. 7 is a front elevation view of the dual nozzle sprayer
of FIG. 1.

The broken line shown represents environment only and
forms no part of the claimed design.

1 Claim, 3 Drawing Sheets



(56)

References Cited

U.S. PATENT DOCUMENTS

8,136,698 B1 * 3/2012 Beaulieu B05B 7/2445
 222/105
 D666,692 S * 9/2012 Beaulieu D23/223
 D674,849 S * 1/2013 Wilson D21/572
 D726,872 S * 4/2015 Thurgood D23/223
 D749,696 S * 2/2016 Thurgood D23/223
 D792,944 S * 7/2017 Cheng D23/224
 D792,945 S * 7/2017 Cheng D23/224
 D799,003 S * 10/2017 Wojan D23/223
 D799,005 S * 10/2017 Wojan D23/223
 D800,255 S * 10/2017 Chen D23/226
 D800,868 S * 10/2017 Crenshaw D23/226
 D809,096 S * 1/2018 Wang D23/223
 D812,717 S * 3/2018 Crenshaw D23/226
 D820,952 S * 6/2018 Chen D23/223
 D820,953 S * 6/2018 Chen D23/223
 D821,544 S * 6/2018 Urry D23/223
 D821,545 S * 6/2018 Gehrung D23/226
 D824,486 S * 7/2018 Urry D23/223
 D824,492 S * 7/2018 Chen D23/223
 D830,506 S * 10/2018 Gehrung D23/223
 D831,792 S * 10/2018 Gehrung D23/223
 D838,340 S * 1/2019 Svendsen D23/223
 D838,809 S * 1/2019 Svendsen D23/223
 2015/0017327 A1 * 1/2015 Myers B05B 7/1209
 427/207.1
 2017/0231212 A1 * 8/2017 Crenshaw A01M 7/0046
 239/11

* cited by examiner

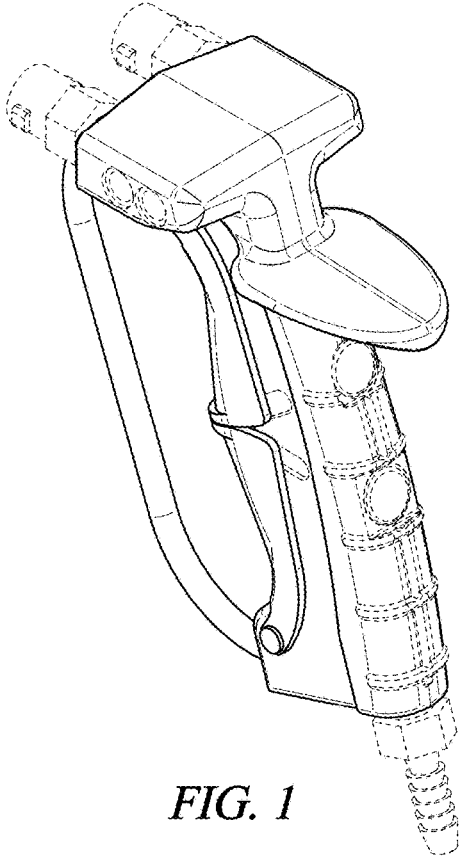


FIG. 1




FIG. 2

FIG. 3

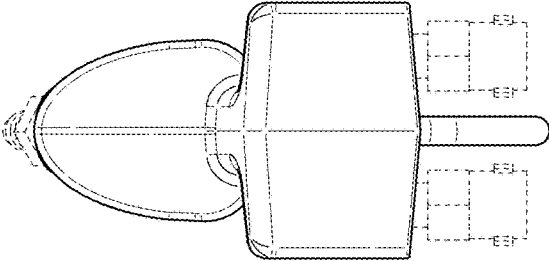


FIG. 4

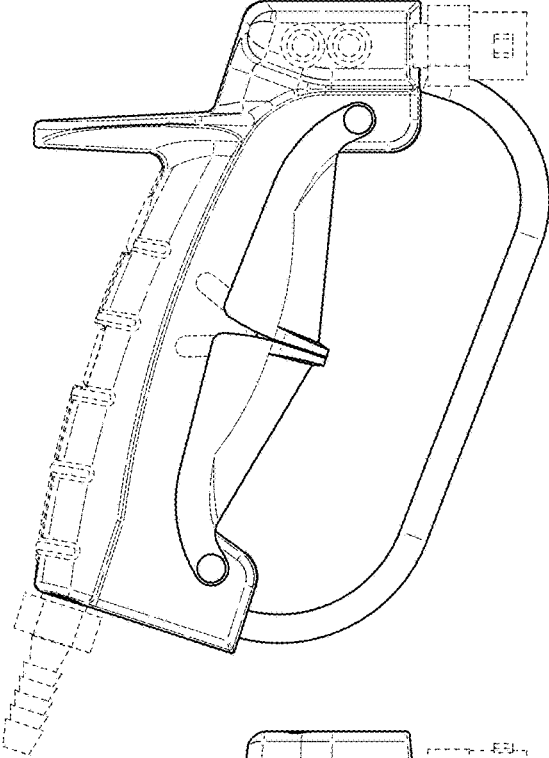
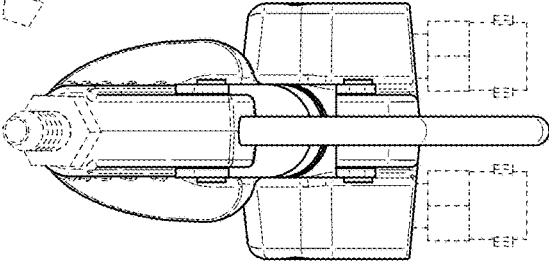


FIG. 5



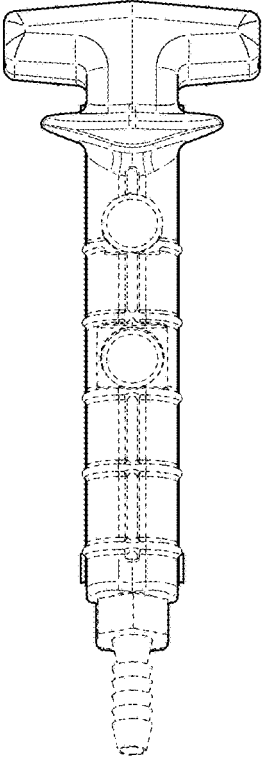


FIG. 6

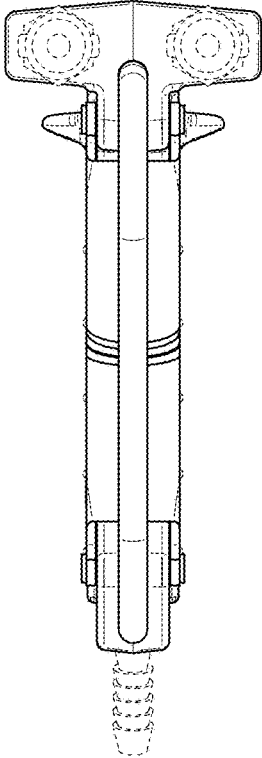


FIG. 7