



US00D858697S

(12) **United States Design Patent**  
**Crenshaw**

(10) **Patent No.:** **US D858,697 S**

(45) **Date of Patent:** **\*\* Sep. 3, 2019**



(54) **DUAL NOZZLE SPRAYER**

(71) Applicant: **Kenneth D. Crenshaw**, Millington, TN (US)

(72) Inventor: **Kenneth D. Crenshaw**, Millington, TN (US)

(\*\*) Term: **15 Years**

(21) Appl. No.: **29/653,105**

(22) Filed: **Jun. 12, 2018**

(51) **LOC (12) Cl.** ..... **23-01**

(52) **U.S. Cl.**

USPC ..... **D23/213; D23/226; D23/223**

(58) **Field of Classification Search**

USPC ..... **D23/213, 214, 215, 223, 221, 224-230; D21/572**

CPC ..... **A62C 33/04; A62C 31/28; B05B 1/00; B05B 1/14; B05B 1/185; B05B 1/08; B05B 1/02; B05B 1/26; B05B 12/002; B05B 1/18; B05B 9/01**

See application file for complete search history.

(56) **References Cited**

**U.S. PATENT DOCUMENTS**

D373,813	S *	9/1996	Guo	.....	D23/223
D373,814	S *	9/1996	Wang	.....	D23/223
D407,140	S *	3/1999	Heren	.....	D23/223
6,047,861	A *	4/2000	Vidal	.....	A61B 17/00491 222/137
6,311,871	B1 *	11/2001	Binder	.....	B05C 17/00516 222/145.6
D459,786	S *	7/2002	Sweeton	.....	D23/213
6,419,545	B1 *	7/2002	Motosko	.....	A63H 17/00 446/176
D463,509	S *	9/2002	Huang	.....	D21/572
D464,707	S *	10/2002	Wang	.....	D23/226
D470,220	S *	2/2003	Nien	.....	D23/226
D475,435	S *	6/2003	Chen	.....	D23/223
D499,167	S *	11/2004	Sweeton	.....	D23/213

D501,537	S *	2/2005	Zeng	.....	D23/226
D501,538	S *	2/2005	Zeng	.....	D23/226
D517,645	S *	3/2006	Chang	.....	D23/226
D522,088	S *	5/2006	Roman	.....	D23/223
7,077,339	B2 *	7/2006	Leach	.....	A61B 17/00491 222/137
D532,077	S *	11/2006	Chen	.....	D23/213
D578,603	S *	10/2008	Khaitov	.....	D23/213
D588,231	S *	3/2009	Pellin	.....	D23/213

(Continued)

*Primary Examiner* — Manpreet S Matharu

*Assistant Examiner* — Keith J Wilson

(74) *Attorney, Agent, or Firm* — Patterson Intellectual Property Law, P.C.; Edward D. Lanquist, Jr.; Alex H. Huffstutter

(57) **CLAIM**

What is claimed is the ornamental design for a dual nozzle sprayer, as shown and described.

**DESCRIPTION**

FIG. 1 is a top perspective view showing the dual nozzle sprayer of Applicant's new design.

FIG. 2 is a bottom perspective view of the dual nozzle sprayer of FIG. 1.

FIG. 3 is a top plan view of the dual nozzle sprayer of FIG. 1.

FIG. 4 is a right side elevation view of the dual nozzle sprayer of FIG. 1, the left side elevation view being an identical mirror image thereto.

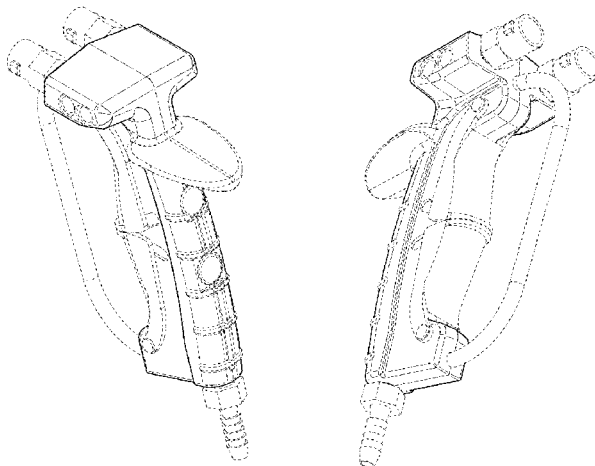
FIG. 5 is a bottom plan view of the dual nozzle sprayer of FIG. 1.

FIG. 6 is a back elevation view of the dual nozzle sprayer of FIG. 1; and,

FIG. 7 is a front elevation view of the dual nozzle sprayer of FIG. 1.

The broken line shown represents environment only and forms no part of the claimed design.

**1 Claim, 3 Drawing Sheets**



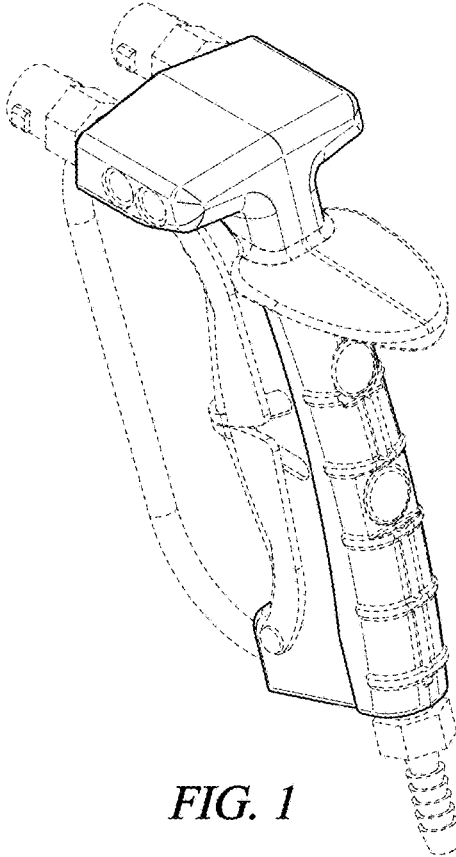
(56)

**References Cited**

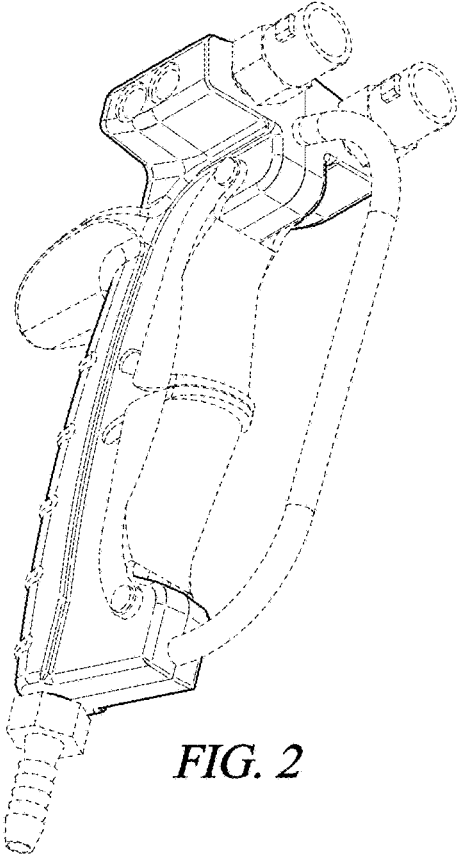
## U.S. PATENT DOCUMENTS

8,136,698 B1 \* 3/2012 Beaulieu ..... B05B 7/2445  
 222/105  
 D666,692 S \* 9/2012 Beaulieu ..... D23/223  
 D674,849 S \* 1/2013 Wilson ..... D21/572  
 D726,872 S \* 4/2015 Thurgood ..... D23/223  
 D749,696 S \* 2/2016 Thurgood ..... D23/223  
 D792,944 S \* 7/2017 Cheng ..... D23/224  
 D792,945 S \* 7/2017 Cheng ..... D23/224  
 D799,003 S \* 10/2017 Wojan ..... D23/223  
 D799,005 S \* 10/2017 Wojan ..... D23/223  
 D800,255 S \* 10/2017 Chen ..... D23/226  
 D800,868 S \* 10/2017 Crenshaw ..... D23/226  
 D809,096 S \* 1/2018 Wang ..... D23/223  
 D812,717 S \* 3/2018 Crenshaw ..... D23/226  
 D820,952 S \* 6/2018 Chen ..... D23/223  
 D820,953 S \* 6/2018 Chen ..... D23/223  
 D821,544 S \* 6/2018 Urry ..... D23/223  
 D821,545 S \* 6/2018 Gehrung ..... D23/226  
 D824,486 S \* 7/2018 Urry ..... D23/223  
 D824,492 S \* 7/2018 Chen ..... D23/223  
 D830,506 S \* 10/2018 Gehrung ..... D23/223  
 D831,792 S \* 10/2018 Gehrung ..... D23/223  
 D838,340 S \* 1/2019 Svendsen ..... D23/223  
 D838,809 S \* 1/2019 Svendsen ..... D23/223  
 2015/0017327 A1 \* 1/2015 Myers ..... B05B 7/1209  
 427/207.1  
 2017/0231212 A1 \* 8/2017 Crenshaw ..... A01M 7/0046  
 239/11

\* cited by examiner



*FIG. 1*



*FIG. 2*

FIG. 3

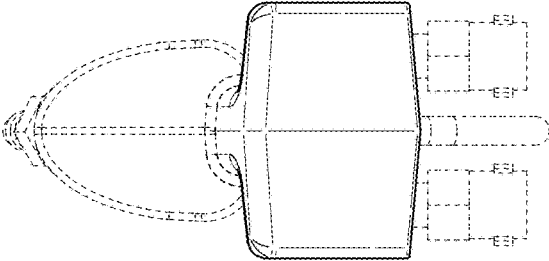


FIG. 4

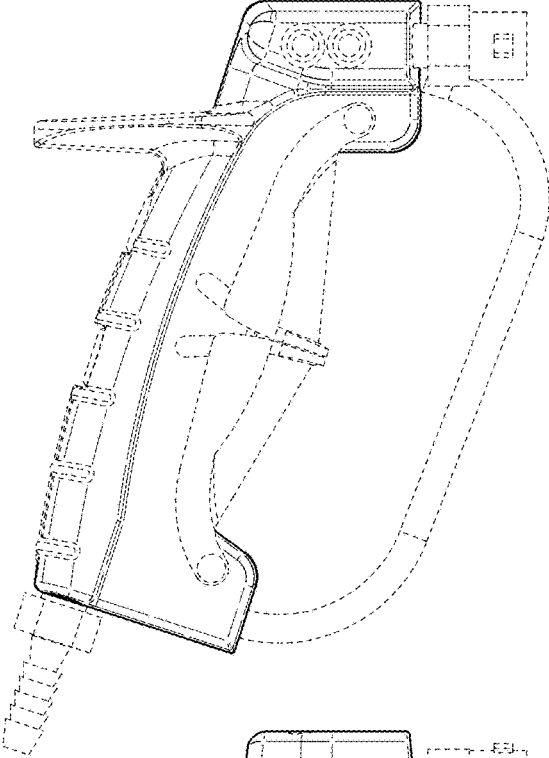
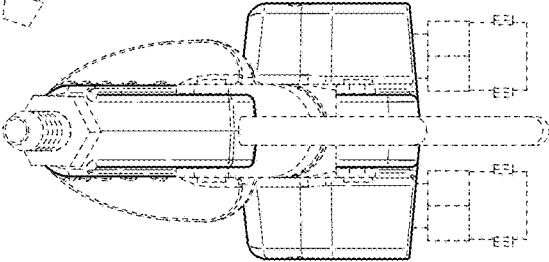


FIG. 5



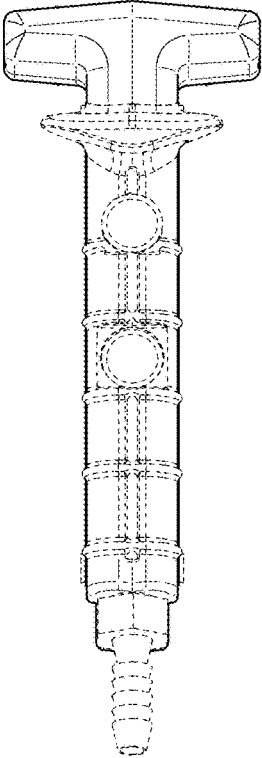


FIG. 6

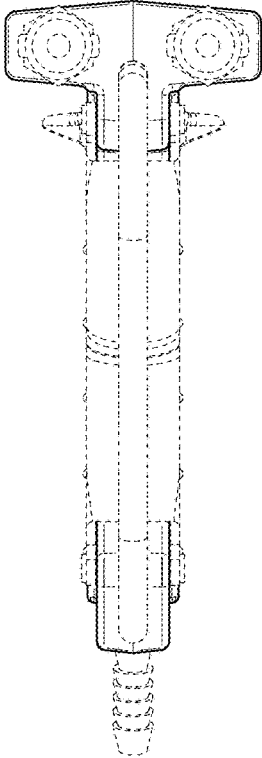


FIG. 7